



Play this game now for free:

Supercell, 2016  
Strategy, Multiplayer

Available in iOS, Android





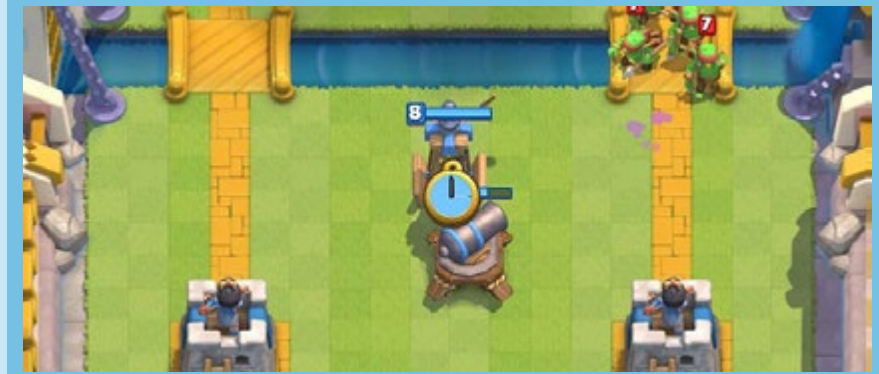
# INTRODUCTION

Clash Royale is a mobile free-to-play multiplayer real-time strategy game developed and published by Supercell for iOS and Android devices on March 2, 2016 (after a region-restricted soft launch on January 4, 2016).

Borrowing the setting from their previous mobile MMO strategy game, Clash of Clans, Clash Royale pits two players into a small battle arena (reminiscent of Multiplayer Online Battle Arenas) as they try to destroy each other's towers with supplies of autonomous troops and support spells while defending their own towers through defensive buildings and both troop distraction and co-ordination.

Borrowing elements from collectible card games, each player must enter an arena with an eight-card "battle deck", each card representing a unit to spawn in the arena. Players must utilize the four-card hand they are given and a regenerating "elixir pool" to place units. As players unlock new cards, usually through opening acquired chests, they can upgrade the effectiveness of their cards by collecting multiple copies of the same card and "upgrading" them (at the cost of in-game Gold). Due to its freemium nature, the game allows players to purchase Gems with actual money to upgrade their cards easier and acquire rarer cards faster.

Like Clash of Clans, the game features a built-in clan system (known simply as Clans) where up to 50 players at a time can group up to chat, donate cards, share replays, and have friendly private matches.



# GAMEPLAY

In Clash Royale, players are ranked by their level, trophies, and/or arena. The maximum level is thirteen, obtained by getting more experience from donating or levelling up cards. There are eleven arenas (excluding training camp) in total, with each arena having a certain trophy limit.

A player wins a battle by destroying more towers than the opponent, or by destroying the opponent's "King's Tower", which grants an automatic three "crown" victory. At the start of each game, both players are given a "hand" of four cards from a "deck" of eight cards chosen by the player. Cards can be used to attack and defend. To play the cards, the player must have enough "elixir", one elixir automatically being replenished every 2.8 seconds (every 1.4 seconds during 'Double Elixir', during the last 60 seconds of the game). Once a card is placed, a new card from the deck is drawn to the hand.

As a free-to-play game, Clash Royale offers players the ability to purchase "gems" in the card shop using currency. "Gems" can be used to start tournaments, enter challenges, and purchase chests, cards, and gold from the shop. When a player wins a multiplayer battle, they will obtain a "chest", which takes a certain amount of time to open depending on the rarity of the chest. Chests take a certain amount of time to unlock: Silver Chests take 3 hours to unlock, Golden Chests take 8 hours, Giant, Magical and Epic Chests take 12 hours, while Super Magical and Legendary Chests take 24



hours. Gems may be used to speed up unlocking or can be used to purchase a chest. Chests contain cards and gold, and free chests and crown chests will also contain gems. Different levels of chests contain different numbers or types of cards. When the player has a certain number of a troop's cards, they can upgrade it, using gold, to increase its statistics. A player can hold a maximum of 4 chests at one time; to open up chest slots a chest will need to be opened. [7] Free chests are also given to the player once every 4 hours, and only two of these can be stored. Every 24 hours, the player also has the chance to win a Crown Chest by claiming 10 "crowns" from battle victories. A Clan Chest appears from Friday midnight to Monday midnight. There are ten stages to it, with each stage increasing the reward. Crown chests stack twice. Both the Free and Crown Chests unlock instantly.

# TIPS AND TRICKS OF THE GAME

## 1. Balance your Clash Royale deck

It's no good having a deck entirely comprising ground-based melee scrappers or fragile range-fighters. Ensure your deck includes a balance of units, to counter varied attacks: 'tanks', splash damage units, and long-distance weapons for finishing off towers.



## 2. Use units that only attack towers

Specific units are designed solely to attack towers, such as the sluggish but powerful Giant and the river-leaping Hog Rider.

Having one of those in your deck is useful, because they're resolutely focused and aren't distracted should your opponent plonk a unit nearby on the battlefield.

## 3. Figure out how to pair units

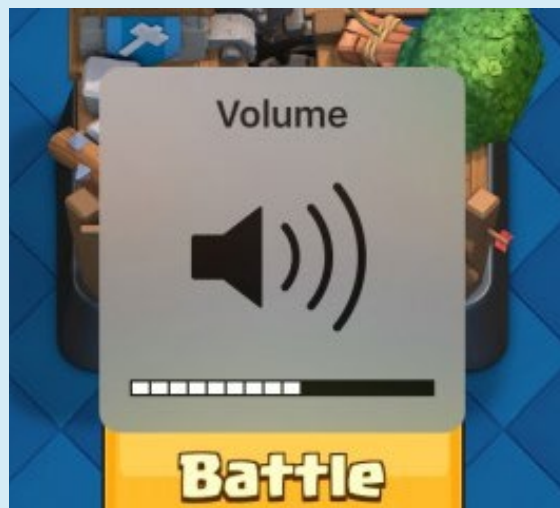
Don't keep sending units out solo, or they'll get clobbered. Instead, figure out combinations that are stronger together. Giants take loads of damage, so stick one in front of a balloon, protecting the latter until it reaches a

## 4. Consider using spells

Spells within Clash Royale exist to scupper advances or boost troops during an attack. Our favourites are Freeze, which stops opposition troops for a few seconds (and is commonly used to give a Hog Rider a free smashing spree when next to a tower) and Zap, which for a piffling two elixir nukes weak enemies and stuns others within its range for a second.

## 5. Use swarms to take down big foes

Elixir trades are key to winning in Clash Royale. In short, defeat opposing units using cards with lower values. Swarms often help — powered-up Goblins (two elixir) or Skeletons (one) can take down a Mini P.E.K.K.A. (four). Minions inflict masses of damage from the air. Swarms are vulnerable to arrows and fireballs, note, bar toughened Barbarians.



## 6. Play Clash Royale with audio on

You might be tempted to silence Clash Royale on the train. Instead, wear headphones. The game might not have the most inspired sound effects, but they're useful audio cues that attract your attention when units are plonked down, not least when a Hog Rider screams its entrance.

## 7. Take your time — or don't

The temptation in Clash Royale is to immediately hurl units into battle. Often, it's best to let elixir build, and see what your opponent has before blazing in.

But if your initial cards are a tempting selection that could surprise (such as a Mini P.E.K.K.A, Hog Rider, and Fire Spirits), try immediately dispatching them all, and you might wrongfoot the opposition and take down a tower within seconds.





## 8. Build pushes from the back

With more considered pushes and slower units, such as the Giant, it can pay to start from behind your King's Tower. By the time the dropped unit nears the river, your elixir will have regenerated to the point you can add support troops.

There's a danger in opponents using projectiles to scupper such pushes, but it's a risk worth taking.

## 9. Learn how to distract enemy troops

As touched on earlier, units in Clash Royale mostly don't make a beeline for towers, and they can be distracted. If a powerful unit is heading towards one of your Arena Towers at the side, drop a cheap unit towards the middle of the field.

Most units will take the bait and wander over, enabling your towers to shoot at them and for you to deploy further counter measures.

## 10. Don't get greedy when in the lead

The number of crowns you get for a one-tower win isn't significantly lower than for three. Often, if you've destroyed one tower, it's not worth risking the win going for another; defending until the clock runs down is smarter.

An exception is if you're playing a powerful opponent and/or one of your own towers is looking creaky.

## 11. Sacrifice towers when all is lost

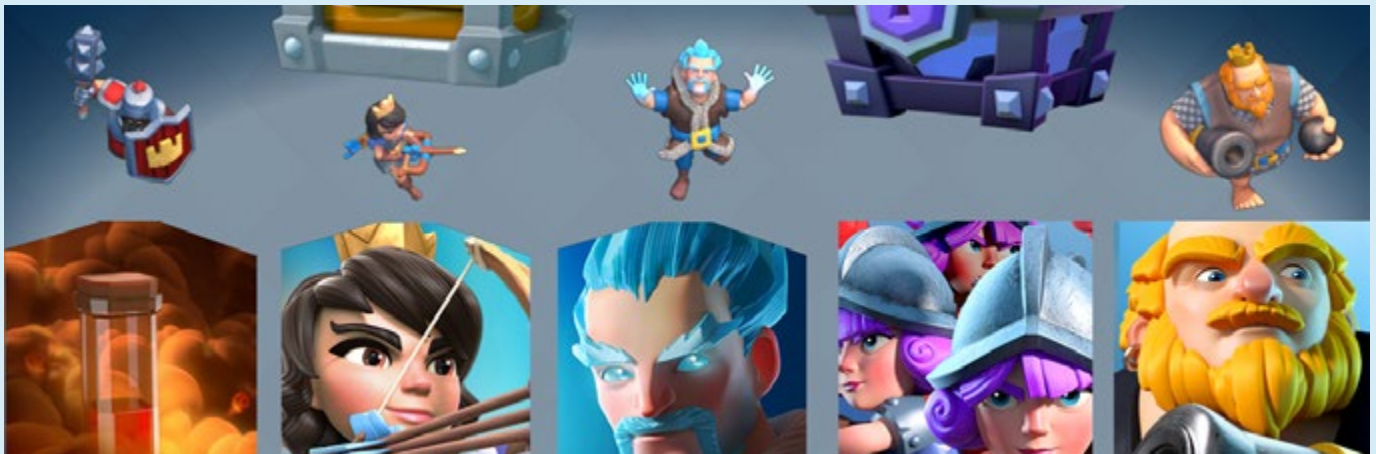
If things aren't looking good for one of your towers and your opponent's making a major push that way, consider sacrificing it and sending loads of units up the other pathway.

As long as you don't risk your King's Tower in doing so, this can keep a game alive, rather than you losing one-nil.

## 12. Be a Clash Royale clock-watcher

Timing is everything. Matches are three minutes long, but during the final 60 seconds, elixir regenerates at double speed.

Time attacks to align with this surge and you can cause serious damage. Also, if the score's level but an opponent has a very weak tower and you're armed with a projectile (like a Fireball), defend until the last few seconds and blow up their tower in the final moment, ending the game and stopping overtime.



Find more game tips on:

<http://www.techradar.com/how-to/gaming/how-to-win-at-clash-royale-20-top-tips-and-tricks-1325246>

# GAME REVIEWS

This is one of my favourite video games! You really need to react quickly and come up with different strategies for so many possible situations.

- XYHC, Commonsensemedia




I really liked this game when I first got it.

I was naturally good and pasted arenas very fast even Tho I was new and my friends found it surprising.

- Pious Life, Google Play

Combat is fun and easy to grasp. Loads of depth and tactical options. Encourages repeat visits, but doesn't bug you.

- Craig Grannell, Stuff TV



Proud Clasher!!!

I've been playing CoC for a couple years now and I've been playing Clash Royale since it was launched on its very first week, I'm proud and happy, mostly about the new updates for Clash Royale Clan Chest, amazing.

- Anonymous, iTunes

RATING:

4.5

★★★★★  
out of 5 stars

# LATEST NEWS

## Prepare for Clan Battle!

April 5, 2017

### What is a Clan Battle?

- Battle side-by-side with a Clanmate against two challengers from another Clan!
- Four people playing at the same time, in the same Arena - it's A LOT of fun!
- The next Clan Battle event runs from Apr 7-10

### How do you play?

- Once the event starts, the Clan Battle button will appear at the top of your Clan page
- Tap the button when you're ready to battle, or join a Clanmate who's already waiting
- You'll be matched against two challengers from another Clan and all that's left to do now is... **WIN!**



## The Making of the Baby Dragon Plush

March 31, 2017



One of the more exciting parts of the Supercell Shop BETA launch was the chance to get these adorable stuffed Baby Dragon Plushes into your hands!

There was something about the Baby Dragon that just screamed "plush." Something in that lolling tongue, doe-like eyes, stubby wings, and ridiculous amount of slobber simply said "pick me."

While the choice was easy, the process to create the Baby Dragon Plush was definitely not! Constructing a plush turns out to be quite a difficult process, and one of the most difficult things to get right is the teeth.

## What is Retro Royale?

March 28, 2017

Clash Royale is a year older and a year wiser... but what was it like to play back in the day? Find out with Retro Royale!

- Play with only classic cards from before the March 2016 release
- Clash Royale was smaller back then, and so is this Challenge - 6 wins completes it!
- Collect one time rewards as you progress, including a Magical Chest at 5 wins
- Get one free entry (10 Gems thereafter)
- Retro Royale runs from Mar 30 - Apr 3



Visit <https://clashroyale.com/blog/news> for more Clash Royale news and updates!



# RELATED LINKS

## Official Website

- <https://clashroyale.com/>

## Official News

- <https://clashroyale.com/blog/news>

## Tips and Trick

- <http://www.techradar.com/how-to/gaming/how-to-win-at-clash-royale-20-top-tips-and-tricks-1325246>

## Clash Royale Wiki

- [https://en.wikipedia.org/wiki/Clash\\_Royale](https://en.wikipedia.org/wiki/Clash_Royale)

## Clash Royale on Google Play

- <https://play.google.com/store/apps/details?id=com.supercell.clashroyale&hl=en>

## Clash Royale on iTunes

- <https://itunes.apple.com/ph/app/clash-royale/id1053012308?mt=8>